

[REDACTED]

[REDACTED]


[REDACTED]

[REDACTED]

[REDACTED]

[REDACTED]

[REDACTED]



F. Select Committee Staff: Jean Hirsch, Director of OCA, reported that

[REDACTED]

[REDACTED]

[REDACTED]

[REDACTED]

[REDACTED]

[REDACTED]

[REDACTED]

[REDACTED]

[REDACTED]

[REDACTED]

[REDACTED]

[REDACTED]

[REDACTED]

[REDACTED]

[REDACTED]

[REDACTED]


[REDACTED]

[REDACTED]

[REDACTED]

[REDACTED]

[REDACTED]



CONFIDENTIAL - SECURITY INFORMATION

11/11/2011 10:00 AM

11/11/2011 10:00 AM

11/11/2011 10:00 AM

11/11/2011 10:00 AM

11/11/2011 10:00 AM

11/11/2011 10:00 AM

11/11/2011 10:00 AM

11/11/2011 10:00 AM

11/11/2011 10:00 AM

11/11/2011 10:00 AM

11/11/2011 10:00 AM

11/11/2011 10:00 AM

11/11/2011 10:00 AM

11/11/2011 10:00 AM

11/11/2011 10:00 AM

11/11/2011 10:00 AM

11/11/2011 10:00 AM

11/11/2011 10:00 AM

11/11/2011 10:00 AM

11/11/2011 10:00 AM

11/11/2011 10:00 AM

11/11/2011 10:00 AM

11/11/2011 10:00 AM

11/11/2011 10:00 AM

11/11/2011 10:00 AM

11/11/2011 10:00 AM

11/11/2011 10:00 AM

11/11/2011 10:00 AM

11/11/2011 10:00 AM

11/11/2011 10:00 AM

11/11/2011 10:00 AM


11/11/2011 10:00 AM

11/11/2011 10:00 AM

11/11/2011 10:00 AM

11/11/2011 10:00 AM

11/11/2011 10:00 AM



[The main body of the document is almost entirely obscured by heavy black redaction bars and horizontal scanning artifacts, rendering the text illegible.]

1991-1992

[Redacted]

[Redacted]

[Redacted]


[Redacted]


[Redacted]

[Redacted]

[Redacted]

[Redacted]





Religion, Kansas State University, Lawrence, Kansas

obtains results in the following manner:

Year	1950	1951	1952	1953	1954	1955	1956	1957	1958	1959	1960	1961	1962	1963	1964	1965	1966	1967	1968	1969	1970	1971	1972	1973	1974	1975	1976	1977	1978	1979	1980	1981	1982	1983	1984	1985	1986	1987	1988	1989	1990	1991	1992	1993	1994	1995	1996	1997	1998	1999	2000	2001	2002	2003	2004	2005	2006	2007	2008	2009	2010	2011	2012	2013	2014	2015	2016	2017	2018	2019	2020	2021	2022	2023	2024	2025	2026	2027	2028	2029	2030																																																																																																				
Population	150,000	155,000	160,000	165,000	170,000	175,000	180,000	185,000	190,000	195,000	200,000	205,000	210,000	215,000	220,000	225,000	230,000	235,000	240,000	245,000	250,000	255,000	260,000	265,000	270,000	275,000	280,000	285,000	290,000	295,000	300,000	305,000	310,000	315,000	320,000	325,000	330,000	335,000	340,000	345,000	350,000	355,000	360,000	365,000	370,000	375,000	380,000	385,000	390,000	395,000	400,000	405,000	410,000	415,000	420,000	425,000	430,000	435,000	440,000	445,000	450,000	455,000	460,000	465,000	470,000	475,000	480,000	485,000	490,000	495,000	500,000	505,000	510,000	515,000	520,000	525,000	530,000	535,000	540,000	545,000	550,000	555,000	560,000	565,000	570,000	575,000	580,000	585,000	590,000	595,000	600,000	605,000	610,000	615,000	620,000	625,000	630,000	635,000	640,000	645,000	650,000	655,000	660,000	665,000	670,000	675,000	680,000	685,000	690,000	695,000	700,000	705,000	710,000	715,000	720,000	725,000	730,000	735,000	740,000	745,000	750,000	755,000	760,000	765,000	770,000	775,000	780,000	785,000	790,000	795,000	800,000	805,000	810,000	815,000	820,000	825,000	830,000	835,000	840,000	845,000	850,000	855,000	860,000	865,000	870,000	875,000	880,000	885,000	890,000	895,000	900,000	905,000	910,000	915,000	920,000	925,000	930,000	935,000	940,000	945,000	950,000	955,000	960,000	965,000	970,000	975,000	980,000	985,000	990,000	995,000	1,000,000										
GDP	100	105	110	115	120	125	130	135	140	145	150	155	160	165	170	175	180	185	190	195	200	205	210	215	220	225	230	235	240	245	250	255	260	265	270	275	280	285	290	295	300	305	310	315	320	325	330	335	340	345	350	355	360	365	370	375	380	385	390	395	400	405	410	415	420	425	430	435	440	445	450	455	460	465	470	475	480	485	490	495	500	505	510	515	520	525	530	535	540	545	550	555	560	565	570	575	580	585	590	595	600	605	610	615	620	625	630	635	640	645	650	655	660	665	670	675	680	685	690	695	700	705	710	715	720	725	730	735	740	745	750	755	760	765	770	775	780	785	790	795	800	805	810	815	820	825	830	835	840	845	850	855	860	865	870	875	880	885	890	895	900	905	910	915	920	925	930	935	940	945	950	955	960	965	970	975	980	985	990	995	1,000
Per Capita Income	666	677	687	697	707	717	727	737	747	757	767	777	787	797	807	817	827	837	847	857	867	877	887	897	907	917	927	937	947	957	967	977	987	997	1,007	1,017	1,027	1,037	1,047	1,057	1,067	1,077	1,087	1,097	1,107	1,117	1,127	1,137	1,147	1,157	1,167	1,177	1,187	1,197	1,207	1,217	1,227	1,237	1,247	1,257	1,267	1,277	1,287	1,297	1,307	1,317	1,327	1,337	1,347	1,357	1,367	1,377	1,387	1,397	1,407	1,417	1,427	1,437	1,447	1,457	1,467	1,477	1,487	1,497	1,507	1,517	1,527	1,537	1,547	1,557	1,567	1,577	1,587	1,597	1,607	1,617	1,627	1,637	1,647	1,657	1,667	1,677	1,687	1,697	1,707	1,717	1,727	1,737	1,747	1,757	1,767	1,777	1,787	1,797	1,807	1,817	1,827	1,837	1,847	1,857	1,867	1,877	1,887	1,897	1,907	1,917	1,927	1,937	1,947	1,957	1,967	1,977	1,987	1,997	2,007																																														

