

**INVENTORY OF PHYSICAL FACILITIES
AND SPACE UTILIZATION**

KANSAS BOARD OF REGENTS

Tim Emert, Chair
Fred Logan, Vice Chair

Table of Contents

Section 1:

Executive Summary 1.1

Introduction 1.2 - 1.3

History & Process 1.4 - 1.6

Section 2:

Summary Calculation of Total Renewal Costs 2.1

Summary Calculation of Utilities & Infrastructure Renewal Costs 2.2 - 2.26

Calculation of Utilities & Infrastructure Renewal 2.27 - 2.34

Section 3:

Appendix

Now, some 30-50 years later, these buildings require simultaneous overhaul of their major subsystems. Heating, ventilation, electrical, and plumbing systems that have not been replaced already are either worn out or about to wear out - and it isn't because they haven't been maintained. It is simply because the systems have reached the end of their useful life. The average life cycle of the components that make up buildings is 23 years*.

History and Process to Develop this Report

In the fall of 2002, the Kansas Board of Regents performed a study resulting in the document *Report on State University Deferred Maintenance and Capital Renewal*. This study and the resulting report were an effort to quantify the physical condition of the facilities on State university campuses. The thoroughness and accuracy of this initial 2002 report was limited by the three-week time period allowed for its preparation. For example, buildings were given an overall facilities condition audit (FCA) score, rather than evaluating individual system components to arrive at a more accurate FCA score; costs of utilities and infrastructure were derived from data obtained from a 1987 report, with costs indexed forward to 2002; and time constraints also prevented a careful review and update of campus inventory information.

Significant improvements were made to the subsequent report prepared in 2004, with the intent to provide the most accurate information available within a reasonable timeframe. To gain a better understanding of how this was accomplished, following is a brief description of the 2004 process:

- 1) At the March 2004 State University Council of Presidents meeting, the

**Institution
Name**

**Building
Name**

**Building
Number**




Institution Name	Building Name	Building Number	Year Built	Replacement Cost	Condition Value	Building GSF	To 90% Condition	Renewal Costs	Renewal Costs per SqFt	FCI
ESU	Physical Education	002	1974	31,356,184	73	131,721	17%	5,330,551	\$ 40	0.27
ESU	Plumb Hall	012	1917	29,110,572	79	113,381	11%	3,202,163	\$ 28	0.21
ESU	Police And Safety	046	1957	764,160	78	3,184	12%			



Institution Name	Building Name	Building Number	Year Built	Replacement Cost	Condition Value	Building GSF	To 90% Condition	Renewal Costs	FCI
-----------------------------	--------------------------	----------------------------	-----------------------	-----------------------------	----------------------------	-------------------------	-----------------------------	--------------------------	------------



Institution Name	Building Name	Building Number	Year Built	Replacement Cost	Condition Value	Building GSF	To 90% Condition	Renewal Costs	Renewal Costs per SqFt	FCI
FHSU	Schmidt-Bickle Training Facility	147	2013	8,819,825	95	50,399	0%	0	\$0	0.05
FHSU	Sheridan Hall	102	1916	32,442,839	80	105,677	10%	3,244,284	\$ 31	0.20
FHSU	Soccer Facility	146	2010	720,125	95	4,115	0%	0	\$ 0	0.05
FHSU	Softball Field Pressbox	144	1998	79,800	78	456	12%	17.h. (1023105,65 Td(th Campus.65 45.75 Td Tj -65	1	



[Redacted]

[Redacted]

[Redacted]

[Redacted]

[Redacted]

[Redacted]

Institution Name	Building Name	Building Number	Year Built	Replacement Cost	Condition Value	Building GSF	To 90% Condition	Renewal Costs	Renewal Costs per SqFt	FCI
KSU	Umberger Hall	109	1956	14,066,640	76	58,611	14%	1,969,330	\$ 34	0.24
KSU	Van Zile Hall	113	1926	15,063,282	85	64,373	5%	753,164	\$ 12	0.15
KSU	Vanier Football Complex	149	1972	16,688,386	71	58,351	19%	3,170,793	\$ 54	0.29
KSU	Ward Hall									



Institution Name	Building Name	Building Number	Year Built	Replacement Cost	Condition Value
-----------------------------	--------------------------	----------------------------	-----------------------	-----------------------------	----------------------------



Institution Name	Building Name	Building Number	Year Built	Replacement Cost	Condition Value	Building GSF	To 90% Condition	Renewal Costs	Renewal Costs per SqFt	FCI
KSU	Student Activities Center	714	1956	1,312,269	70	5,537	20%	262,454	\$ 47	0.30
KSU	Student Life Center	722	2009	8,044,728	85	33,944	5%	402,236	\$ 12	0.15
KSU	Technology Assistance Center	713	1955	1,467,120	92	6,113	0%	0	\$ 0	0.08
KSU	Technology Center	709	1985	23,789,729	71	67,393	19%	4,520,049	\$ 67	0.29
KSU	Tullis Building	712	1956	1,954,561	70	5,537	20%	390,912	\$ 71	0.30
	Subtotal			\$105,246,906	65	351,995	25%	\$26,585,697	\$ 76	0.35
				\$2,618,289,850 Total						

Institution Name	Building Name	Building Number	Year Built	Replacement Cost	Condition Value	Building GSF	To 90% Condition	Renewal Costs	FCI
------------------	---------------	-----------------	------------	------------------	-----------------	--------------	------------------	---------------	-----



Institution Name	Building Name	Building Number	Year Built	Replacement Cost	Condition Value	Building GSF	To 90% Condition	Renewal Costs	Renewal Costs per SqFt	FCI
KU	Nunemaker Center	140	1971	2,523,840	78	10,516	12%	302,861		0.22



Institution Name	Building Name	Building Number	Year Built	Replacement Cost	Condition Value	Building GSF	To 90% Condition	Renewal Costs	Renewal	FCI



Institution Name	Building Name	Building Number	Year Built	Replacement Cost	Condition Value	Building GSF	To 90% Condition	Renewal Costs	Renewal Costs per SqFt	FCI
PSU										
PSU	Axe Library	019	1966	24,270,080	73	90,560	17%	4,125,914	\$ 46	0.27
PSU	Baseball Dugout NW	040A	1998	70,500	85	705	5%	3,525	\$ 5	0.15
PSU	Baseball Dugout SE	040B	1998	70,500	85	705	5%	3,525	\$ 5	0.15
PSU	Baseball/Softball Concessions	040E	1999	131,400	76	876	14%	18,396	\$ 21	0.24
PSU	Baseball/Softball House	034	1974	528,800	68	3,305	22%	116,336	\$ 35	0.32
PSU	Baseball/Softball Shed/Garage	036	1974	31,600	47	316	43%	13,588	\$ 43	0.53
PSU	Baseball/Softball Training Facility	040F	2013	400,000	93	8,000	0%	0	\$ 0	0.07
PSU	Bicknell Family Center for the Arts	0550	2014	31,386,250	95	89,675	0%	0	\$ 0	0.05
PSU	Biology Reserve House A	050	2013	84,000	95					





Institution Name	Building Name	Building Number	Year Built	Replacement Cost	Condition Value	Building GSF
-----------------------------	--------------------------	----------------------------	-----------------------	-----------------------------	----------------------------	-------------------------



Institution Name	Building Name	Building Number	Year Built	Replacement Cost	Condition Value	Building GSF	To 90% Condition	Renewal Costs	Renewal Costs per SqFt	FCI
WSU	Henrion Hall	025	1921	9,284,160	60	38,684	30%	2,785,248	\$ 72	0.40
WSU	Heskett Center	056	1983	39,161,643	73	165,239	17%	6,657,479	\$ 40	0.27
WSU	Heskett Center Storage	082	1991	42,042	82	231	8%	3,363	\$ 15	0.18
WSU	Housing Maintenance Shop	064	1945	524,160	43	2,880	47%	246,355	\$ 86	0.57
WSU	Hubbard Hall	049	1973	35,876,500	75	121,000	15%	5,381,475	\$ 44	0.25
WSU	Hughes Metropolitan Complex	003	1991	18,075,120	81	75,313	9%	1,626,761	\$ 22	0.19
WSU	Hughes Metropolitan Storage Building	014	2000	246,064	83	1,352	7%	17,224	\$ 13	0.17
WSU	Human Resources Center	027	1940	1,581,840	82	6,591	8%	126,547	\$ 19	0.18
WSU	Intensive English Annex	004	1986	436,320	71	1,818	19%	82,901	\$ 46	0.29
WSU	Intensive English Language Center	067	1957	2,633,040	78	10,971	12%	315,965	\$ 29	0.22
WSU	Jabara Hall	069	049			\$ 44	0.44			





Fall 2014

Calculation of Utilities & Infrastructure Renewal

Fall 2014

Fall 2014

Calculation of Utilities & Infrastructure Renewal
The University of Kansas - Medical Center

Institution	Item	Item	Quantity	Unit Cost	Replacement Cost	Condition Value	To 90% Condition	Renewal Cost
-------------	------	------	----------	-----------	------------------	-----------------	------------------	--------------


Fall 2014


Calculation of Utilities & Infrastructure Renewal

State University 5-Year Maintenance Plan Allocations



[Redacted content]





Facility Condition Assessment (FCA) - A systematic approach to the inventory of the current maintenance and current capital renewal requirements of a facility.

Facility Condition Index (FCI) - The FCI provides a simple measurement of a facility's condition. FCI represents the ratio of the cost to correct a facility's deficiencies to the current replacement value (CRV) of the facility. The higher the FCI, the poorer the condition of the facility.

Life Cycle